

D.I.Y. CARPET STAIN REMOVAL GUIDE

>> CARPET IS COST EFFECTIVE.

IT CAN BE **65%** LESS EXPENSIVE TO MAINTAIN THAN HARD SURFACE FLOORING.

SOME D.I.Y. CARPET CLEANING SOLUTIONS TO GET EVEN MORE BANG FOR YOUR BUCK:

HYDROGEN PEROXIDE SHAMPOO: \$0.40

A strong shampoo to clean your entire carpet, with a hint of lemon.

				
\$0.00	\$0.12	\$0.05	\$0.08	\$0.15
WATER	HYDROGEN PEROXIDE	VINEGAR	DISH SOAP	LEMON


BASIC MAINTENANCE: \$0.10

An easy way to keep your carpet fresh on a regular basis.

	
\$0.00	\$0.10
WATER	VINEGAR




DRY CARPET CLEANER: \$0.94

A great alternative if you don't want to wait for your carpet to dry.

	
\$0.24	\$0.70
BORAX	BAKING SODA




SCENTED SHAMPOO: \$0.43

Nothing beats the smell of clean.

		
\$0.00	\$0.13	\$0.30
WATER	VINEGAR	LAUNDRY DETERGENT

SPOT REMOVAL: \$0.19

A more concentrated formula to use on small areas and stains.

		
\$0.00	\$0.10	\$0.09
WATER	VINEGAR	BAKING SODA

>> UNUSUAL CARPET CLEANING SOLUTIONS



SALT

WINE

Pour salt on the wine spill to keep it from setting until you figure out which method of clean up you would like to go with.



WHITE WINE

RED WINE

Pour white wine over the stained area and blot the liquid up with a thick towel. If the stain is still visible, you can add salt to continue lifting out pigment.



SHAVING CREAM

JUICE

Blot the stain, pat it with a wet sponge, squirt some shaving cream on it, and then wipe clean with a damp sponge.



BEER

COFFEE OR TEA

Pour a bit of beer right on top. Rub the beer lightly into the material, and the stain should disappear. Repeat as necessary.



RUBBING ALCOHOL

GLUE

Moisten a soft cloth with rubbing alcohol and press it on the affected area. Once the glue is thoroughly moistened, wipe and repeat until the carpet is clean.



ICE

GUM

Freeze with a wrapped ice cube, then peel off the frozen gum.

>> CLEANING SUPERSTARS



VINEGAR



AMMONIA

VINEGAR AND AMMONIA CAN REMOVE MOST WATER SOLUBLE STAINS. USE THEM TO CLEAN THE FOLLOWING:



WINE



COFFEE



BEER



MILK



COLA



FECES



JUICE



JELLY



BERRIES



FOOD DYE



ICE CREAM



GRAVY

SPOT REMOVAL GUIDE

	PAINT	If the paint stain is still wet, blot the spot with a wet paper towel. If the paint stain is dry, use hot water and a little bit of dish detergent. Let the solution sit for a few minutes to soften the paint. Once the paint is softened, use a knife or pin to scrape the paint stain.
	GREASE	Take some white vinegar and pour it into a spray bottle. Let the vinegar soak into the grease for a few minutes, then wipe the stain with a towel soaked in hot water.
	COFFEE	Blot the spilled coffee with a paper towel. For black coffee stains, take some mild liquid detergent and place directly onto a damp sponge. Gently rub the stain with the sponge in a circular motion.
	RED WINE	Try and blot as much of the red wine stain as you can. Pour two cups of warm water. Mix in one tablespoon of white vinegar and one tablespoon of dishwashing liquid. Dip a sponge into the bowl and begin applying the solution directly onto the wine stain.
	PET	Pour vinegar on the stain and sprinkle baking soda until it is covered. Wait until steam has been absorbed and blot dry.
	BLOOD	Mix one-half cup of warm water with one tablespoon of ammonia. Using a cloth or sponge, apply the ammonia solution directly onto the blood stain. Blot the stain until the liquid is fully absorbed. Apply a sponge dipped in cold water and blot dry.
	MILK	Blot cold water on the stain instead of rubbing it vigorously. This will keep it from settling in the carpet.
	INK	Buy two cans of cheap lacquer hair spray. Spray the lacquer onto the ink stain. This will soften the ink. Using a white cloth towel, blot the lacquer. Once the area is dry, hand-brush the affected area and then vacuum.

For more information on how to remove stains, visit <http://spotremoval.coit.com/>

Sources:

- www.wisebread.com/secret-homemade-stain-removers-that-kick-butt
- www.hgtv.com/home-improvement/easy-cheap-and-green-cleaning-tips-for-floors/index.html
- www.wine.about.com/od/redwines/a/redwinestains.htm
- www.rd.com/home/g-common-products-to-remove-carpet-and-rug-stains/
- www.carpet-rug.org/documents/factsheets/Cleaning_Maintenance_Consumers.pdf
- www.thisoldhouse.com/toh/article/0,,20224251-2,00.html
- www.survivingthestores.com/homemade-carpets-cleaner-shampoo-recipe-non-toxic-machines.html
- www.homemadetips.com/homemade-carpet-cleaner/